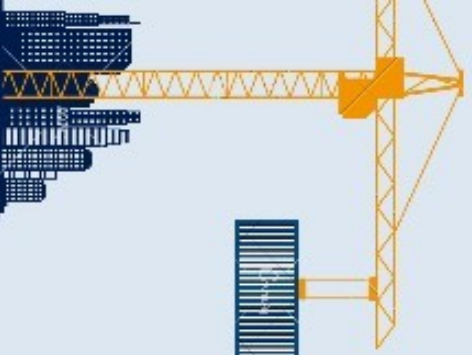
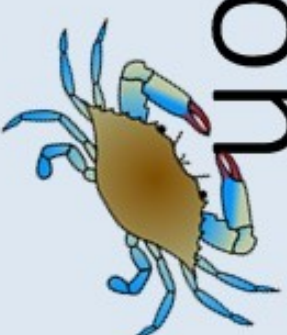



When I Grow Up...

Jobs in Dredging and
Restoration



Chesapeake Bay

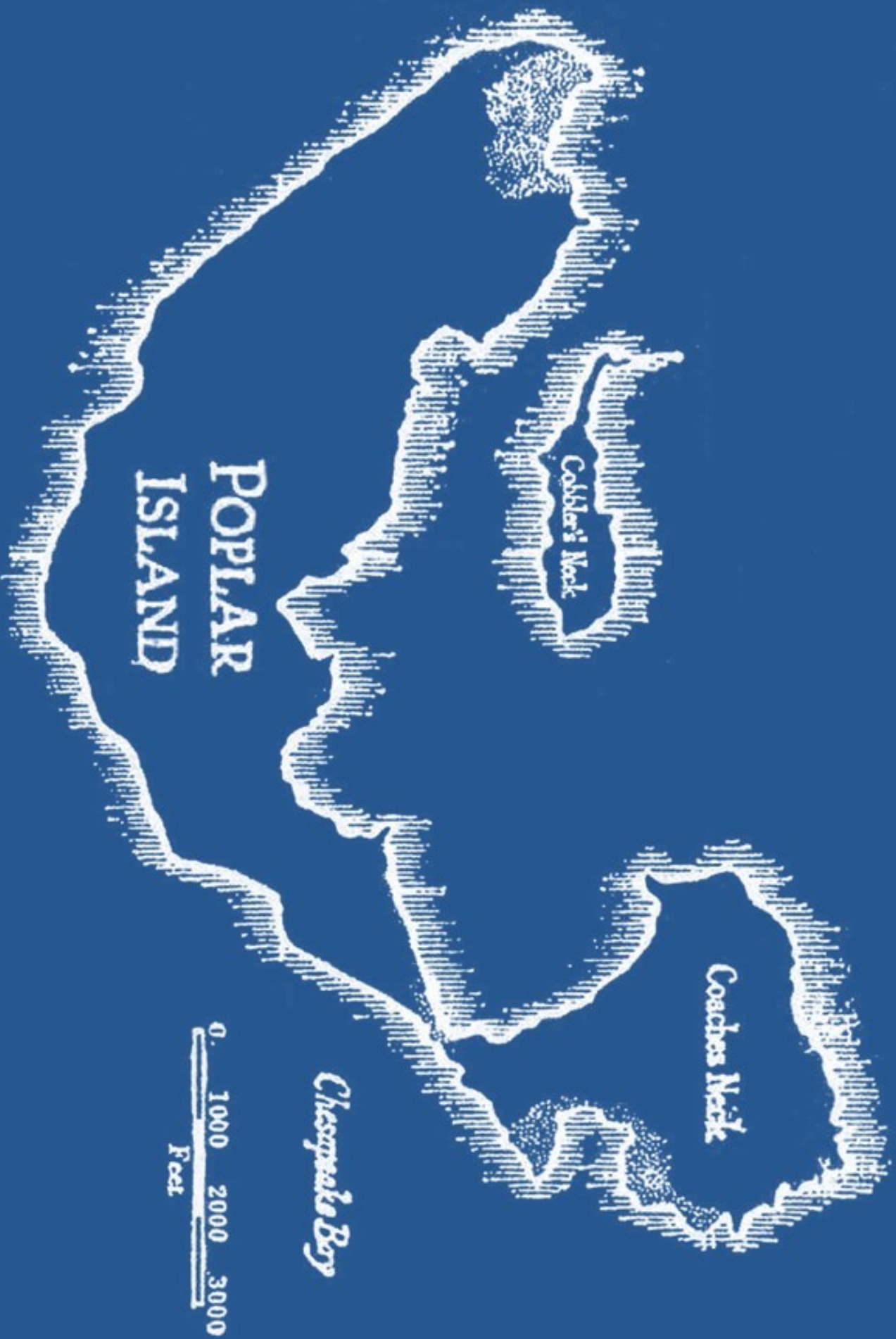












Poplar Island, 1847



Poplar Island



How much did Poplar Island change?






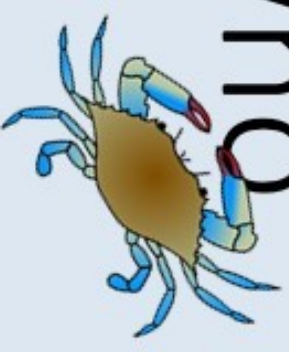
Can We Fix Poplar Island?




Whose Job Is It?



Meet the people who
do this work!





Meet the Dredge Technician!



Scoop that dirt!
Place that dirt!





1


"DREDGING"

a clamshell bucket removes dredged material from the bottom of shipping channels



"DREDGING"

a clamshell bucket removes dredged material from the bottom of shipping channels





"SCOW"

dredged material is placed in a special, flat-bottomed boat, called a "scow," so it can be transported







3

"SLURRY"

dredged material is mixed with water from the Chesapeake Bay, creating a "slurry"



"INFLOW"

the slurry can be easily pumped or sprayed into a special placement site for dredged sediment



5

"DEWATERING"

after settling, the water from the slurry is pumped off or drained off the top of the dredged material

May



June



July




August



September




October



November




3 years later...





Meet the Environmental Specialist!

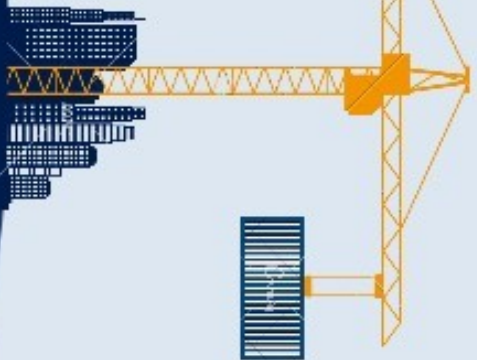



204 bird species have been documented on Poplar Island

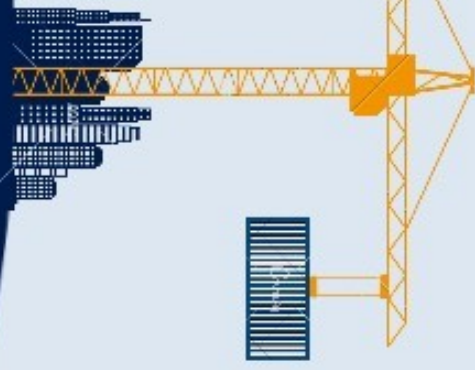



Spot that bird!
Count that bird!
Spot that turtle!
Count that turtle!
Catch that crab!
Count that crab!

















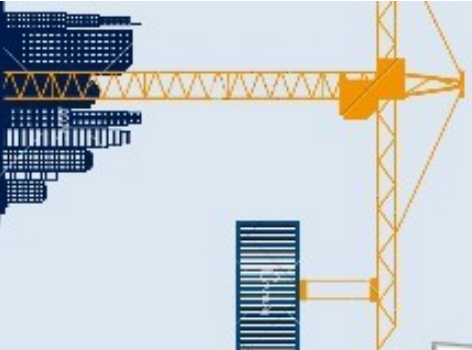


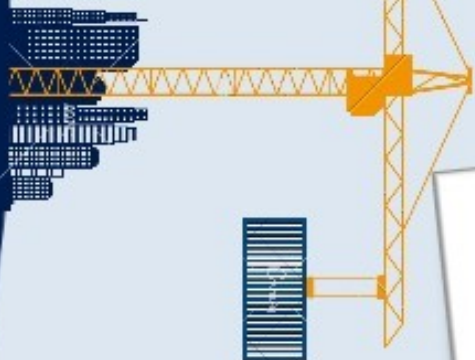
Meet the Outreach Educator!

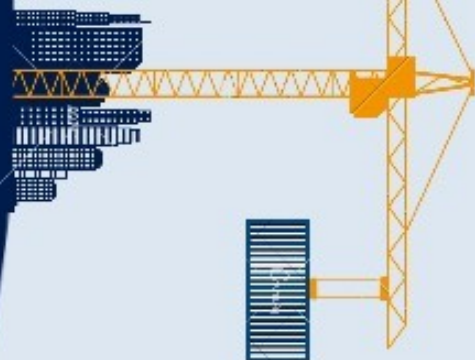



How interesting!
How interesting!











When I Grow Up...

Jobs in Dredging and

Restoration

